

**2019 PEW RESEARCH CENTER'S AMERICAN TRENDS PANEL
WAVE 43 JANUARY
FINAL TOPLINE
JANUARY 22 – FEBRUARY 5, 2019
TOTAL N=6,637¹**

NOTE: ALL NUMBERS ARE PERCENTAGES UNLESS OTHERWISE NOTED. THE PERCENTAGES LESS THAN 0.5% ARE REPLACED BY AN ASTERISK (*). ROWS/COLUMNS MAY NOT TOTAL 100% DUE TO ROUNDING.

THE QUESTIONS PRESENTED BELOW ARE PART OF A LARGER SURVEY CONDUCTED ON THE AMERICAN TRENDS PANEL. THE OTHER QUESTIONS ON THIS SURVEY HAVE EITHER BEEN PREVIOUSLY RELEASED OR HELD FOR FUTURE RELEASE.

	Sample size	Margin of error at 95% confidence level
U.S. adults	6,637	+/- 1.7% points
White	2,997	+/- 2.2% points
Black	1,518	+/- 4.0% points
Hispanic	1,574	+/- 3.6% points
Asian ²	355	+/- 7.8% points

PROGRAMMING NOTE: ASK ALL ITEMS ON ONE SCREEN; INCLUDE INTRO PARAGRAPH AT TOP; DO NOT USE THERMOMETER IMAGE

ASK ALL:

THERMO We'd like to get your feelings toward a number of groups on a "feeling thermometer." A rating of zero degrees means you feel as cold and negative as possible. A rating of 100 degrees means you feel as warm and positive as possible. You would rate the group at 50 degrees if you don't feel particularly positive or negative toward the group.

How do you feel toward... **[RANDOMIZE]** [Enter the number in the box between 0 and 100 that reflects your feelings]

SOFT PROMPT TEXT: "Please enter the "degree" or number between 0 and 100 that reflects your feelings in the box. If you would like to skip, click Next."

ASK ALL:

THERMBLK Blacks

	Rating of <u>0 to 24</u>	Rating of <u>25 to 49</u>	Rating of <u>50</u>	Rating of <u>51 to 75</u>	Rating of <u>76 to 100</u>	No <u>answer</u>	Mean <u>rating</u>
<i>All adults</i>							
Jan 22-Feb 5, 2019	5	5	33	11	44	2	70
Nov 29-Dec 12, 2016	6	4	30	13	44	3	70
Mar 2-28, 2016	6	6	32	14	40	1	67

¹ The Wave 43 survey includes 1,038 responses from members of Ipsos's KnowledgePanel who participated in this survey in addition to regular ATP panelists. In order to analyze subgroups, the survey includes an [oversample](#) of black and Hispanic respondents. The survey also includes an oversample of Asian respondents, but because of small sample sizes and a reduction of precision due to weighting, estimates for Asians are not presented for questions that were asked of Form 1 or Form 2 only and for some filtered questions. The data are weighted to be representative of the U.S. adult population as a whole.

² The Asian sample in this survey was interviewed in English only.

THERMBLK CONTINUED ...

	Rating of <u>0 to 24</u>	Rating of <u>25 to 49</u>	Rating of <u>50</u>	Rating of <u>51 to 75</u>	Rating of <u>76 to 100</u>	No answer	Mean rating
<i>White</i>							
Jan 22-Feb 5, 2019	4	6	38	12	38	2	67
Nov 29-Dec 12, 2016	5	5	33	16	40	2	68
Mar 2-28, 2016	7	7	33	17	35	1	65
<i>Black</i>							
Jan 22-Feb 5, 2019	5	1	18	5	69	2	83
Nov 29-Dec 12, 2016	4	1	18	5	66	6	83
Mar 2-28, 2016	2	2	21	5	69	2	84
<i>Hispanic</i>							
Jan 22-Feb 5, 2019	7	5	27	10	49	3	71
Nov 29-Dec 12, 2016	8	8	26	10	46	3	70
Mar 2-28, 2016	9	7	31	7	45	2	67
<i>Asian</i>							
Jan 22-Feb 5, 2019	11	10	26	14	36	2	63

ASK ALL:

THERMWHT

Whites

	Rating of <u>0 to 24</u>	Rating of <u>25 to 49</u>	Rating of <u>50</u>	Rating of <u>51 to 75</u>	Rating of <u>76 to 100</u>	No answer	Mean rating
<i>All adults</i>							
Jan 22-Feb 5, 2019	5	4	34	12	44	2	70
Nov 29-Dec 12, 2016	6	3	27	14	47	3	71
Mar 2-28, 2016	4	2	29	16	48	1	73
<i>White</i>							
Jan 22-Feb 5, 2019	3	2	37	12	45	1	72
Nov 29-Dec 12, 2016	3	2	27	15	51	2	74
Mar 2-28, 2016	3	1	27	17	51	1	74
<i>Black</i>							
Jan 22-Feb 5, 2019	10	8	30	8	42	2	66
Nov 29-Dec 12, 2016	15	2	32	9	38	4	62
Mar 2-28, 2016	8	3	30	14	43	2	69
<i>Hispanic</i>							
Jan 22-Feb 5, 2019	7	6	29	10	46	3	70
Nov 29-Dec 12, 2016	10	4	22	16	42	5	69
Mar 2-28, 2016	6	4	31	10	46	2	70
<i>Asian</i>							
Jan 22-Feb 5, 2019	8	9	27	15	39	2	65

**ASK ALL:
THERMHISP**

Hispanics

	Rating of <u>0 to 24</u>	Rating of <u>25 to 49</u>	Rating of <u>50</u>	Rating of <u>51 to 75</u>	Rating of <u>76 to 100</u>	No <u>answer</u>	Mean <u>rating</u>
<i>All adults</i>							
Jan 22-Feb 5, 2019	4	4	34	11	45	2	70
Nov 29-Dec 12, 2016	5	4	31	14	43	3	69
Mar 2-28, 2016	5	5	31	15	42	2	68
<i>White</i>							
Jan 22-Feb 5, 2019	4	5	38	12	39	2	67
Nov 29-Dec 12, 2016	5	5	34	15	39	2	67
Mar 2-28, 2016	6	6	33	16	37	1	65
<i>Black</i>							
Jan 22-Feb 5, 2019	7	2	28	8	53	2	73
Nov 29-Dec 12, 2016	7	2	35	10	43	4	69
Mar 2-28, 2016	6	2	32	11	46	3	72
<i>Hispanic</i>							
Jan 22-Feb 5, 2019	3	2	20	10	63	3	81
Nov 29-Dec 12, 2016	4	1	18	13	62	3	81
Mar 2-28, 2016	1	2	20	12	62	2	80
<i>Asian</i>							
Jan 22-Feb 5, 2019	6	7	31	13	41	2	68

**ASK ALL:
THERMASN**

Asians

	Rating of <u>0 to 24</u>	Rating of <u>25 to 49</u>	Rating of <u>50</u>	Rating of <u>51 to 75</u>	Rating of <u>76 to 100</u>	No <u>answer</u>	Mean <u>rating</u>
<i>All adults</i>							
Jan 22-Feb 5, 2019	4	3	35	11	45	2	71
Nov 29-Dec 12, 2016	6	3	34	13	41	3	68
Mar 2-28, 2016	6	4	32	14	41	2	68
<i>White</i>							
Jan 22-Feb 5, 2019	3	3	39	12	41	2	70
Nov 29-Dec 12, 2016	4	4	33	15	41	2	69
Mar 2-28, 2016	6	4	33	16	40	1	67
<i>Black</i>							
Jan 22-Feb 5, 2019	7	4	30	8	49	2	72
Nov 29-Dec 12, 2016	9	3	38	6	39	5	66
Mar 2-28, 2016	4	4	31	10	47	3	72
<i>Hispanic</i>							
Jan 22-Feb 5, 2019	7	3	29	10	49	3	72
Nov 29-Dec 12, 2016	9	4	31	10	42	3	68
Mar 2-28, 2016	9	6	32	8	42	3	67
<i>Asian</i>							
Jan 22-Feb 5, 2019	3	3	20	13	58	2	77

ASK ALL:
THERMNAT

Native Americans

	Rating of <u>0 to 24</u>	Rating of <u>25 to 49</u>	Rating of <u>50</u>	Rating of <u>51 to 75</u>	Rating of <u>76 to 100</u>	No <u>answer</u>	Mean <u>rating</u>
<i>All adults</i>							
Jan 22-Feb 5, 2019	4	2	33	10	49	2	73
<i>White</i>							
Jan 22-Feb 5, 2019	3	3	37	12	45	2	72
<i>Black</i>							
Jan 22-Feb 5, 2019	6	1	27	6	58	2	77
<i>Hispanic</i>							
Jan 22-Feb 5, 2019	5	1	26	8	56	3	76
<i>Asian</i>							
Jan 22-Feb 5, 2019	7	3	33	12	43	2	68

ASK ALL:

RACESURV5 Overall, how does each of the following affect people's ability to get ahead in our country these days? **[RANDOMIZE ITEMS; OBSERVE FORM SPLITS; SPLIT OVER THREE SCREENS; SHOW RESPONSE OPTIONS 1-4 IN REVERSE FOR RANDOM ½ OF RESPONDENTS]**

a. Being white

<u>Total</u>		<u>White</u>	<u>Black</u>	<u>Hispanic</u>	<u>Asian</u>
38	Helps a lot	31	59	44	56
21	Helps a little	25	10	18	16
7	Hurts a little	9	4	4	6
4	Hurts a lot	5	3	3	4
28	Neither helps nor hurts	30	23	30	18
1	No answer	1	1	2	1

b. Being black

<u>Total</u>		<u>White</u>	<u>Black</u>	<u>Hispanic</u>	<u>Asian</u>
7	Helps a lot	8	5	5	11
10	Helps a little	12	4	10	7
30	Hurts a little	33	26	26	32
25	Hurts a lot	22	42	24	33
26	Neither helps nor hurts	25	22	34	16
1	No answer	1	1	2	1

RACESURV5 CONTINUED ...

c. Being Hispanic

<u>Total</u>		<u>White</u>	<u>Black</u>	<u>Hispanic</u>	<u>Asian</u>
6	Helps a lot	6	5	8	11
11	Helps a little	11	12	13	7
35	Hurts a little	38	28	28	43
17	Hurts a lot	15	24	17	17
30	Neither helps nor hurts	30	30	32	21
1	No answer	1	1	2	2

d. Being Asian

<u>Total</u>		<u>White</u>	<u>Black</u>	<u>Hispanic</u>	<u>Asian</u>
8	Helps a lot	7	14	9	11
26	Helps a little	27	25	23	27
18	Hurts a little	18	16	15	25
3	Hurts a lot	2	5	4	9
44	Neither helps nor hurts	45	40	46	24
1	No answer	1	2	2	3

ASK FORM 1 ONLY [n=3,323]:

e. Being Native American

<u>Total</u>		<u>White</u>	<u>Black</u>	<u>Hispanic</u>	<u>Asian</u>
7	Helps a lot	5	8	13	-
16	Helps a little	16	12	19	-
22	Hurts a little	24	21	18	-
16	Hurts a lot	17	17	10	-
37	Neither helps nor hurts	37	40	37	-
1	No answer	1	1	3	-

ASK FORM 1 ONLY [n=3,323]:

f. Being Jewish

<u>Total</u>		<u>White</u>	<u>Black</u>	<u>Hispanic</u>	<u>Asian</u>
8	Helps a lot	5	19	10	-
15	Helps a little	15	15	17	-
16	Hurts a little	17	15	14	-
4	Hurts a lot	3	5	7	-
55	Neither helps nor hurts	59	45	51	-
1	No answer	*	2	2	-

ASK FORM 1 ONLY [n=3,323]:

g. Being Muslim

<u>Total</u>		<u>White</u>	<u>Black</u>	<u>Hispanic</u>	<u>Asian</u>
3	Helps a lot	4	3	2	-
5	Helps a little	5	5	7	-
32	Hurts a little	35	23	24	-
31	Hurts a lot	32	32	28	-
27	Neither helps nor hurts	24	37	37	-
1	No answer	1	1	2	-

RACESURV5 CONTINUED ...**ASK FORM 1 ONLY [n=3,323]:**

h. Being an evangelical Christian

<u>Total</u>		<u>White</u>	<u>Black</u>	<u>Hispanic</u>	<u>Asian</u>
11	Helps a lot	9	16	11	-
19	Helps a little	20	17	22	-
10	Hurts a little	12	8	5	-
5	Hurts a lot	5	2	6	-
54	Neither helps nor hurts	53	56	55	-
1	No answer	*	1	2	-

ASK FORM 2 ONLY [n=3,314]:

i. Being a man

<u>Total</u>		<u>White</u>	<u>Black</u>	<u>Hispanic</u>	<u>Asian</u>
38	Helps a lot	36	43	37	-
28	Helps a little	32	21	20	-
7	Hurts a little	8	8	6	-
3	Hurts a lot	3	5	2	-
24	Neither helps nor hurts	22	22	34	-
1	No answer	1	1	1	-

ASK FORM 2 ONLY [n=3,314]:

j. Being a woman

<u>Total</u>		<u>White</u>	<u>Black</u>	<u>Hispanic</u>	<u>Asian</u>
8	Helps a lot	7	8	8	-
15	Helps a little	15	16	14	-
41	Hurts a little	44	34	34	-
10	Hurts a lot	8	17	11	-
25	Neither helps nor hurts	25	24	30	-
1	No answer	*	*	2	-

ASK FORM 2 ONLY [n=3,314]:

k. Being poor

<u>Total</u>		<u>White</u>	<u>Black</u>	<u>Hispanic</u>	<u>Asian</u>
2	Helps a lot	2	2	2	-
3	Helps a little	2	3	4	-
20	Hurts a little	22	14	22	-
66	Hurts a lot	67	71	55	-
8	Neither helps nor hurts	7	10	15	-
*	No answer	*	*	1	-

RACESURV5 CONTINUED ...**ASK FORM 2 ONLY [n=3,314]:**

I. Being wealthy

<u>Total</u>		<u>White</u>	<u>Black</u>	<u>Hispanic</u>	<u>Asian</u>
78	Helps a lot	81	70	72	-
11	Helps a little	11	9	11	-
2	Hurts a little	1	5	3	-
2	Hurts a lot	1	2	3	-
7	Neither helps nor hurts	5	14	9	-
1	No answer	*	1	2	-

ASK ALL:RACESURV6 When it comes to racial discrimination, which do you think is the bigger problem for the country today? **[RANDOMIZE RESPONSE OPTIONS]**

<u>Total</u>		<u>White</u>	<u>Black</u>	<u>Hispanic</u>	<u>Asian</u>
42	People seeing racial discrimination where it really does NOT exist	52	14	30	29
57	People NOT seeing racial discrimination where it really DOES exist	48	84	67	71
1	No answer	1	2	2	*

ASK FORM 1 ONLY [n=3,323]:RACESURV10 Do you think race relations in the United States are... **[RANDOMIZE RESPONSE OPTIONS]**

<u>Total</u>		<u>White</u>	<u>Black</u>	<u>Hispanic</u>	<u>Asian</u>
41	Generally good	44	27	37	-
58	Generally bad	56	71	60	-
1	No answer	1	2	3	-

ASK FORM 1 ONLY [n=3,323]:RACESURV11 Do you think race relations in the United States are... **[RANDOMIZE RESPONSE OPTIONS 1 AND 2; ANCHOR 3]**

<u>Total</u>		<u>White</u>	<u>Black</u>	<u>Hispanic</u>	<u>Asian</u>
17	Getting better	19	12	14	-
53	Getting worse	51	54	60	-
30	Staying about the same	30	33	25	-
*	No answer	*	1	1	-

RACESURV10/RACESURV11 COMBO TABLE**BASED ON FORM 1 ONLY [n=3,323]:**

<u>Total</u>		<u>White</u>	<u>Black</u>	<u>Hispanic</u>	<u>Asian</u>
41	Race relations are generally good	44	27	37	-
12	Getting better	13	7	9	-
12	Getting worse	13	6	14	-
16	Staying about the same	17	14	14	-
*	No answer to RACESURV11	*	0	*	-
58	Race relations are generally bad	56	71	60	-
5	Getting better	5	4	4	-
40	Getting worse	38	48	45	-
13	Staying about the same	12	19	10	-
*	No answer to RACESURV11	0	*	*	-
1	No answer to RACESURV10	1	2	3	-

ASK FORM 2 ONLY [n=3,314]:

RACESURV12 When it comes to giving black people equal rights with whites, do you think our country has... **[RANDOMIZE OPTIONS 1-2 WITH 3 ALWAYS LAST]**

<u>Total</u>		<u>White</u>	<u>Black</u>	<u>Hispanic</u>	<u>Asian</u>
15	Gone too far	19	6	9	-
45	Not gone far enough	37	78	48	-
39	Been about right	43	14	40	-
1	No answer	1	2	2	-

ASK IF SAID OUR COUNTRY HAS NOT GONE FAR ENOUGH (RACESURV12=2) [n=1,759]:

RACESURV13 How likely, if at all, is it that black people in our country will eventually have equal rights with whites?

<u>Total</u>		<u>White</u>	<u>Black</u>	<u>Hispanic</u>	<u>Asian</u>
19	Very likely	24	7	15	-
46	Somewhat likely	55	28	39	-
28	Not too likely	19	45	36	-
7	Not at all likely	1	19	10	-
*	No answer	*	1	*	-

RACESURV12/RACESURV13 COMBO TABLE**BASED ON FORM 2 ONLY [n=3,314]:**

<u>Total</u>		<u>White</u>	<u>Black</u>	<u>Hispanic</u>	<u>Asian</u>
15	Gone too far	19	6	9	-
45	Not gone far enough	37	78	48	-
8	Very likely	9	6	7	-
21	Somewhat likely	21	22	19	-
13	Not too likely	7	35	17	-
3	Not at all likely	*	15	5	-
*	No answer to RACESURV13	*	1	*	-
39	Been about right	43	14	40	-
1	No answer to RACESURV12	1	2	2	-

ASK ALL:
RACATTN

In general, do you think there is too much, too little, or about the right amount of attention paid to race and racial issues in our country these days?

	<u>Too much attention</u>	<u>Too little attention</u>	<u>About the right amount of attention</u>	<u>No answer</u>
<i>All adults</i>				
Jan 22-Feb 5, 2019	41	37	21	1
Feb 28-Mar 12, 2017	45	34	20	1
<i>White</i>				
Jan 22-Feb 5, 2019	50	28	21	1
Feb 28-Mar 12, 2017	53	24	22	1
<i>Black</i>				
Jan 22-Feb 5, 2019	12	67	19	2
Feb 28-Mar 12, 2017	21	65	13	1
<i>Hispanic</i>				
Jan 22-Feb 5, 2019	27	50	20	2
Feb 28-Mar 12, 2017	42	42	16	0
<i>Asian</i>				
Jan 22-Feb 5, 2019	36	39	25	*

ASK ALL:

RACESURV14 Would you say President Trump has...

<u>Total</u>		<u>White</u>	<u>Black</u>	<u>Hispanic</u>	<u>Asian</u>
15	Made progress toward improving race relations	20	2	7	11
13	Tried but failed to make progress toward improving race relations	15	9	9	14
14	Not addressed race relations	14	13	13	10
56	Made race relations worse	49	73	69	63
2	No answer	1	3	2	3

ASK FORM 1 ONLY [n=3,323]:

RACESURV15a Since President Trump was elected, do you think it has become **[RANDOMIZE: (more common) or (less common)]** for people to express racist or racially insensitive views, or is it about as common as it was before? **[SHOW RESPONSE OPTIONS 1-2 IN SAME ORDER AS STEM]**

<u>Total</u>		<u>White</u>	<u>Black</u>	<u>Hispanic</u>	<u>Asian</u>
65	More common	60	76	75	-
5	Less common	5	6	7	-
29	About as common	35	16	15	-
1	No answer	1	1	2	-

ASK FORM 2 ONLY [n=3,314]:

RACESURV15b Since President Trump was elected, do you think it has become **[RANDOMIZE: (more acceptable) or (less acceptable)]** for people to express racist or racially insensitive views, or is it about as acceptable as it was before? **[SHOW RESPONSE OPTIONS 1-2 IN SAME ORDER AS STEM]**

<u>Total</u>		<u>White</u>	<u>Black</u>	<u>Hispanic</u>	<u>Asian</u>
45	More acceptable	43	53	45	-
23	Less acceptable	20	26	33	-
31	About as acceptable	36	19	20	-
1	No answer	1	1	2	-

ASK ALL:

RACESURV16 When it comes to improving race relations, do you think it is more important for people to focus on... **[RANDOMIZE RESPONSE OPTIONS]**

<u>Total</u>		<u>White</u>	<u>Black</u>	<u>Hispanic</u>	<u>Asian</u>
44	The unique experiences of different racial and ethnic groups	39	54	49	57
55	What different racial and ethnic groups have in common	59	44	49	42
2	No answer	2	2	3	1

ASK ALL:

RACESURV17 How much, if at all, do you think the legacy of slavery affects the position of black people in American society today?

<u>Total</u>		<u>White</u>	<u>Black</u>	<u>Hispanic</u>	<u>Asian</u>
31	A great deal	26	59	29	32
32	A fair amount	32	25	38	37
19	Not much	22	6	19	17
16	Not at all	19	9	11	14
1	No answer	1	1	3	1

DISPLAY TO ALL:

Thinking again about race and race relations in the U.S....

ASK ALL:

RACESURV18 In general, how well, if at all, do you think each of these groups get along with each other in our society these days? **[RANDOMIZE ITEMS; SPLIT OVER TWO SCREENS]**

a. Whites and Hispanics

<u>Total</u>		<u>White</u>	<u>Black</u>	<u>Hispanic</u>	<u>Asian</u>
7	Very well	7	7	11	6
48	Pretty well	56	26	37	45
26	Not too well	23	31	32	34
5	Not at all well	3	12	8	5
12	Not sure	11	24	10	11
1	No answer	*	1	1	*

RACESURV18 CONTINUED ...

b. Blacks and Hispanics

<u>Total</u>		<u>White</u>	<u>Black</u>	<u>Hispanic</u>	<u>Asian</u>
8	Very well	4	16	15	10
39	Pretty well	35	53	44	39
21	Not too well	22	12	23	27
4	Not at all well	4	3	4	4
27	Not sure	33	16	13	19
1	No answer	1	1	2	*

c. Blacks and whites

<u>Total</u>		<u>White</u>	<u>Black</u>	<u>Hispanic</u>	<u>Asian</u>
5	Very well	5	5	6	4
42	Pretty well	49	31	26	31
36	Not too well	33	40	42	45
9	Not at all well	6	12	14	13
8	Not sure	7	11	11	7
1	No answer	*	1	1	*

d. Whites and Asians

<u>Total</u>		<u>White</u>	<u>Black</u>	<u>Hispanic</u>	<u>Asian</u>
16	Very well	17	12	16	20
57	Pretty well	64	40	45	56
9	Not too well	6	13	15	13
2	Not at all well	1	4	3	1
16	Not sure	13	30	20	9
1	No answer	1	1	1	1

e. Blacks and Asians

<u>Total</u>		<u>White</u>	<u>Black</u>	<u>Hispanic</u>	<u>Asian</u>
5	Very well	4	9	7	8
34	Pretty well	31	41	32	42
19	Not too well	18	20	21	31
4	Not at all well	3	4	6	5
37	Not sure	43	25	33	14
1	No answer	*	1	1	*

f. Hispanics and Asians

<u>Total</u>		<u>White</u>	<u>Black</u>	<u>Hispanic</u>	<u>Asian</u>
6	Very well	4	7	12	13
35	Pretty well	32	30	47	47
13	Not too well	12	15	15	16
2	Not at all well	2	3	1	3
42	Not sure	49	43	23	20
1	No answer	1	2	2	1

ASK ALL:

RACESURV19 Here is a list of things some people may see as reasons why black people in our country may have a harder time getting ahead than white people, and others may not.

Do you think each is a major reason, minor reason, or not a reason why black people in our country may have a harder time getting ahead than white people? **[RANDOMIZE ITEMS; OBSERVE FORM SPLITS]**

a. Racial discrimination

<u>Total</u>		<u>White</u>	<u>Black</u>	<u>Hispanic</u>	<u>Asian</u>
44	Major reason	35	75	50	54
34	Minor reason	40	13	28	30
22	Not a reason	24	11	19	16
1	No answer	1	2	2	0

b. Lack of motivation to work hard

<u>Total</u>		<u>White</u>	<u>Black</u>	<u>Hispanic</u>	<u>Asian</u>
30	Major reason	30	24	37	32
28	Minor reason	27	28	27	35
41	Not a reason	42	46	33	33
1	No answer	1	2	3	0

ASK FORM 1 ONLY [n=3,323]:

c. Less access to good quality schools

<u>Total</u>		<u>White</u>	<u>Black</u>	<u>Hispanic</u>	<u>Asian</u>
48	Major reason	45	59	49	-
27	Minor reason	29	21	26	-
24	Not a reason	25	19	24	-
1	No answer	*	2	2	-

ASK FORM 1 ONLY [n=3,323]:

d. Lack of good role models

<u>Total</u>		<u>White</u>	<u>Black</u>	<u>Hispanic</u>	<u>Asian</u>
42	Major reason	46	29	39	-
34	Minor reason	34	36	32	-
23	Not a reason	19	34	27	-
1	No answer	*	1	2	-

ASK FORM 2 ONLY [n=3,314]:

e. Less access to high-paying jobs

<u>Total</u>		<u>White</u>	<u>Black</u>	<u>Hispanic</u>	<u>Asian</u>
41	Major reason	35	68	46	-
31	Minor reason	34	20	27	-
27	Not a reason	30	11	24	-
1	No answer	1	1	2	-

RACESURV19 CONTINUED ...**ASK FORM 2 ONLY [n=3,314]:**

f. Family instability

<u>Total</u>		<u>White</u>	<u>Black</u>	<u>Hispanic</u>	<u>Asian</u>
50	Major reason	51	40	49	-
32	Minor reason	33	34	31	-
17	Not a reason	15	25	19	-
1	No answer	1	1	2	-

ASK ALL:

RACESURV20 Thinking about your own experience, have you ever personally experienced discrimination or been treated unfairly because of your race or ethnicity?

<u>Total</u>		<u>White</u>	<u>Black</u>	<u>Hispanic</u>	<u>Asian</u>
45	Yes (net)	33	76	58	75
6	Regularly	3	13	9	11
39	From time to time	30	63	49	65
54	No	67	23	40	25
1	No answer	*	1	2	*

RANDOMIZE RACESURV21 AND RACESURV22**DISPLAY FOR ALL:**

Thinking about when you were growing up...

ASK ALL:

RACESURV21 How often, if ever, did your family talk to you about CHALLENGES you might face because of your race or ethnicity?

<u>Total</u>		<u>White</u>	<u>Black</u>	<u>Hispanic</u>	<u>Asian</u>
7	Often	1	32	10	13
15	Sometimes	8	33	25	28
18	Rarely	15	18	26	30
59	Never	76	17	38	29
1	No answer	*	1	2	0

ASK ALL:

RACESURV22 How often, if ever, did your family talk to you about ADVANTAGES you might have because of your race or ethnicity?

<u>Total</u>		<u>White</u>	<u>Black</u>	<u>Hispanic</u>	<u>Asian</u>
4	Often	2	10	5	4
13	Sometimes	9	22	21	21
21	Rarely	17	29	26	36
61	Never	72	38	46	38
1	No answer	*	1	2	*

DISPLAY IF F_RACETHNMOD=1-3,5 OR KP SAMPLE:

In a previous survey you indicated that you are [IF F_RACETHNMOD=1: white; IF F_RACETHNMOD=2 OR PPETHM=2: black; IF F_RACETHNMOD=3 OR PPETHM=4: Hispanic; IF F_RACETHNMOD=5: Asian].

ASK ALL:

IDIMPORT

How important is [IF F_RACETHNMOD=1: being white; IF F_RACETHNMOD=2 OR PPETHM=2: being black; IF F_RACETHNMOD=3 OR PPETHM=4: being Hispanic; IF F_RACETHNMOD=5: being Asian; IF F_RACETHNMOD=4,9: your racial background] to how you think about yourself?

	<u>Extremely important</u>	<u>Very important</u>	<u>Moderately important</u>	<u>Only a little important</u>	<u>Not at all important</u>	<u>No answer</u>
<i>All adults</i>						
Jan 22-Feb 5, 2019	16	15	18	15	34	1
Aug 8-21, 2017 ³	17	17	20	15	30	1
Nov 29-Dec 12, 2016	19	17	23	17	23	1
<i>White</i>						
Jan 22-Feb 5, 2019	5	10	19	18	47	1
Aug 8-21, 2017	7	12	21	20	39	1
Nov 29-Dec 12, 2016	7	12	26	22	32	1
<i>Black</i>						
Jan 22-Feb 5, 2019	52	22	11	3	10	2
Aug 8-21, 2017	52	26	11	2	9	*
Nov 29-Dec 12, 2016	62	19	9	3	7	1
<i>Hispanic</i>						
Jan 22-Feb 5, 2019	31	28	20	8	12	2
Aug 8-21, 2017	27	29	21	7	16	1
Nov 29-Dec 12, 2016	35	30	20	7	8	1
<i>Asian</i>						
Jan 22-Feb 5, 2019	27	28	24	12	10	0

ASK ALL:

RACESURV28

In general in our country these days, would you say that [RANDOMIZE: (black people are treated less fairly than white people), (white people are treated less fairly than black people)], or both are treated about equally in each of the following situations?

[RANDOMIZE ITEMS; SPLIT OVER TWO SCREENS; OBSERVE FORM SPLITS; SHOW RESPONSE OPTIONS 1-2 IN SAME ORDER AS STEM]

a. In hiring, pay and promotions

<u>Total</u>		<u>White</u>	<u>Black</u>	<u>Hispanic</u>	<u>Asian</u>
52	Black people are treated less fairly than white people	44	82	56	61
6	White people are treated less fairly than black people	8	2	5	5
41	Both are treated about equally	47	14	36	34
2	No answer	1	2	3	1

³ In the 2017 and 2016 surveys, Asian respondents were asked about "your racial background" instead of about "being Asian."

RACESURV28 CONTINUED ...

b. In stores or restaurants

<u>Total</u>		<u>White</u>	<u>Black</u>	<u>Hispanic</u>	<u>Asian</u>
45	Black people are treated less fairly than white people	37	70	50	58
2	White people are treated less fairly than black people	2	2	4	4
52	Both are treated about equally	61	25	43	37
1	No answer	1	2	2	1

c. When applying for a loan or mortgage

<u>Total</u>		<u>White</u>	<u>Black</u>	<u>Hispanic</u>	<u>Asian</u>
45	Black people are treated less fairly than white people	38	74	46	58
3	White people are treated less fairly than black people	3	2	4	3
50	Both are treated about equally	57	22	46	39
2	No answer	2	2	4	1

ASK FORM 1 ONLY [n=3,323]:

d. In dealing with the police

<u>Total</u>		<u>White</u>	<u>Black</u>	<u>Hispanic</u>	<u>Asian</u>
67	Black people are treated less fairly than white people	63	84	65	-
3	White people are treated less fairly than black people	2	2	4	-
30	Both are treated about equally	34	12	28	-
1	No answer	*	2	2	-

ASK FORM 2 ONLY [n=3,314]:

e. By the criminal justice system

<u>Total</u>		<u>White</u>	<u>Black</u>	<u>Hispanic</u>	<u>Asian</u>
65	Black people are treated less fairly than white people	61	87	64	-
3	White people are treated less fairly than black people	3	3	4	-
30	Both are treated about equally	35	9	30	-
1	No answer	1	1	3	-

f. When voting in elections

<u>Total</u>		<u>White</u>	<u>Black</u>	<u>Hispanic</u>	<u>Asian</u>
35	Black people are treated less fairly than white people	30	58	35	41
3	White people are treated less fairly than black people	4	2	4	3
60	Both are treated about equally	65	38	58	52
1	No answer	1	2	3	3

RACESURV28 CONTINUED ...

g. When seeking medical treatment

<u>Total</u>		<u>White</u>	<u>Black</u>	<u>Hispanic</u>	<u>Asian</u>
33	Black people are treated less fairly than white people	26	59	38	41
3	White people are treated less fairly than black people	3	2	4	2
63	Both are treated about equally	70	37	55	57
1	No answer	1	2	3	1

ASK ALL:

RACESURV34 Overall, how much has each of the following **[RANDOMIZE: (helped) or (hurt)]** your ability to get ahead? **[RANDOMIZE ITEMS; SPLIT OVER TWO SCREENS; SHOW RESPONSE OPTIONS 1-4 IN SAME ORDER AS STEM]**

a. **[IF F_RACETHNMOD=1: Being white; IF F_RACETHNMOD=2 OR PPETHM=2: Being black; IF F_RACETHNMOD=3 OR PPETHM=4: Being Hispanic; IF F_RACETHNMOD=5: Being Asian; IF F_RACETHNMOD=4,9: Your racial background]**

<u>Total</u>		<u>White</u>	<u>Black</u>	<u>Hispanic</u>	<u>Asian</u>
14	Helped a lot	18	6	8	9
24	Helped a little	27	11	22	27
11	Hurt a little	4	34	18	17
4	Hurt a lot	1	18	5	7
46	Neither helped nor hurt	50	29	44	40
1	No answer	1	1	2	1

b. **[IF F_SEX=1 OR PPGENDER=1: Being a man; IF F_SEX=2 OR PPGENDER=2: Being a woman; IF F_SEX=99 or PPGENDER=99: Your gender]**

BASED ON MEN [n=2,880]:

<u>Total</u>		<u>White</u>	<u>Black</u>	<u>Hispanic</u>	<u>Asian</u>
23	Helped a lot	23	23	23	-
30	Helped a little	31	30	27	-
7	Hurt a little	6	10	6	-
2	Hurt a lot	1	3	2	-
38	Neither helped nor hurt	38	32	39	-
1	No answer	1	2	2	-

BASED ON WOMEN [n=3,753]:

<u>Total</u>		<u>White</u>	<u>Black</u>	<u>Hispanic</u>	<u>Asian</u>
5	Helped a lot	3	9	10	-
13	Helped a little	12	18	17	-
33	Hurt a little	36	26	25	-
8	Hurt a lot	8	12	7	-
40	Neither helped nor hurt	42	34	40	-
1	No answer	1	1	2	-

RACESURV34 CONTINUED ...

c. Your family's financial situation when you were growing up

<u>Total</u>		<u>White</u>	<u>Black</u>	<u>Hispanic</u>	<u>Asian</u>
15	Helped a lot	15	12	13	20
19	Helped a little	18	18	21	24
19	Hurt a little	19	23	20	15
14	Hurt a lot	13	19	17	19
32	Neither helped nor hurt	35	25	26	22
1	No answer	*	2	2	*

d. How hard you've worked

<u>Total</u>		<u>White</u>	<u>Black</u>	<u>Hispanic</u>	<u>Asian</u>
62	Helped a lot	68	48	51	61
18	Helped a little	16	25	21	20
3	Hurt a little	2	6	4	6
2	Hurt a lot	1	3	4	3
13	Neither helped nor hurt	12	16	18	9
1	No answer	*	2	2	*

e. The people you know

<u>Total</u>		<u>White</u>	<u>Black</u>	<u>Hispanic</u>	<u>Asian</u>
23	Helped a lot	23	26	22	26
36	Helped a little	38	31	35	38
5	Hurt a little	3	8	7	10
2	Hurt a lot	1	5	2	3
32	Neither helped nor hurt	34	29	31	23
1	No answer	1	2	3	*

ASK ALL:

RACESURV36 How often, if ever, do you hear [IF F_RACETHNMOD=1: a white; IF F_RACETHNMOD=2 OR PPETHM=2: a black; IF F_RACETHNMOD=3 OR PPETHM=4: a Hispanic; IF F_RACETHNMOD=5: an Asian; IF F_RACETHNMOD=4,9: a] friend or family member make comments or jokes that might be considered racist or racially insensitive about people who are not [IF F_RACETHNMOD=1: white; IF F_RACETHNMOD=2 OR PPETHM=2: black; IF F_RACETHNMOD=3 OR PPETHM=4: Hispanic; IF F_RACETHNMOD=5: Asian; IF F_RACETHNMOD=4,9: of their racial background]?

<u>Total</u>		<u>White</u>	<u>Black</u>	<u>Hispanic</u>	<u>Asian</u>
10	Often	9	10	14	8
35	Sometimes	37	34	33	37
38	Rarely	40	36	33	43
15	Never	14	19	17	11
1	No answer	*	2	3	1

**ASK IF EVER HEARS FRIEND/FAMILY MAKE AN INSENSITIVE COMMENT OR JOKE
(RACESURV36=1-3) [n=5,619]:**

RACESURV37 Have you ever confronted [**IF F_RACETHNMOD=1:** a white; **IF F_RACETHNMOD=2 OR PPETHM=2:** a black; **IF F_RACETHNMOD=3 OR PPETHM=4:** a Hispanic; **IF F_RACETHNMOD=5:** an Asian; **IF F_RACETHNMOD=4,9:** a] friend or family member who has made a comment or joke that might be considered racist or racially insensitive about people who are not [**IF F_RACETHNMOD=1:** white; **IF F_RACETHNMOD=2 OR PPETHM=2:** black; **IF F_RACETHNMOD=3 OR PPETHM=4:** Hispanic; **IF F_RACETHNMOD=5:** Asian; **IF F_RACETHNMOD=4,9:** of their racial background]?

<u>Total</u>		<u>White</u>	<u>Black</u>	<u>Hispanic</u>	<u>Asian</u>
60	Yes, have done this	64	59	50	44
39	No, have not done this	35	40	48	55
1	No answer	1	1	1	1

RACESURV36/RACESURV37 COMBO TABLE

BASED ON TOTAL:

<u>Total</u>		<u>White</u>	<u>Black</u>	<u>Hispanic</u>	<u>Asian</u>
84	Ever hears friend/family make insensitive comment or joke	86	79	80	88
51	Has confronted a friend/family member	55	47	40	39
33	Has not confronted friend/family member	30	32	39	48
1	No answer to RACESURV37	*	1	1	1
15	Never hears friend/family make insensitive comment or joke	14	19	17	11
1	No answer to RACESURV36	*	2	3	1

RANDOMIZE (RACESURV40, RACESURV41) AND (RACESURV44, RACESURV45) IN BLOCKS

RANDOMIZE RACESURV40, RACESURV41

ASK ALL:

RACESURV40 How many white people in our country do you think are prejudiced against black people?

<u>Total</u>		<u>White</u>	<u>Black</u>	<u>Hispanic</u>	<u>Asian</u>
9	All or most	6	20	12	12
61	Some	66	53	52	59
17	Only a few	18	10	14	14
2	None	1	2	4	3
11	Not sure	9	13	15	11
1	No answer	*	1	2	1

RANDOMIZE RACESURV40, RACESURV41**ASK ALL:**

RACESURV41 How many white people in our country do you think would confront a white friend or family member if they made a racist or racially insensitive comment or joke about people who are black?

<u>Total</u>		<u>White</u>	<u>Black</u>	<u>Hispanic</u>	<u>Asian</u>
6	All or most	6	5	6	6
42	Some	47	32	31	36
32	Only a few	33	35	29	33
5	None	2	9	9	8
15	Not sure	12	17	23	17
1	No answer	*	2	2	1

RANDOMIZE (RACESURV40, RACESURV41) AND (RACESURV44, RACESURV45) IN BLOCKS**RANDOMIZE RACESURV44, RACESURV45 IN SAME ORDER AS RACESURV40, RACESURV41****ASK ALL:**

RACESURV44 How many black people in our country do you think are prejudiced against white people?

<u>Total</u>		<u>White</u>	<u>Black</u>	<u>Hispanic</u>	<u>Asian</u>
13	All or most	14	10	12	17
57	Some	62	52	45	47
14	Only a few	13	15	14	17
2	None	1	3	4	2
14	Not sure	11	18	23	16
1	No answer	*	1	2	1

RANDOMIZE RACESURV44, RACESURV45 IN SAME ORDER AS RACESURV40, RACESURV41**ASK ALL:**

RACESURV45 How many black people in our country do you think would confront a black friend or family member if they made a racist or racially insensitive comment or joke about people who are white?

<u>Total</u>		<u>White</u>	<u>Black</u>	<u>Hispanic</u>	<u>Asian</u>
3	All or most	2	7	5	5
24	Some	23	36	20	24
34	Only a few	36	29	30	36
15	None	17	9	15	13
22	Not sure	22	18	27	21
1	No answer	*	2	2	1

ASK ALL:

RACESURV47 Here is a list of things that some people may find acceptable and some may not. For each, please indicate if you, personally, think it is acceptable. **[RANDOMIZE ITEMS; OBSERVE FORM SPLITS; REVERSE RESPONSE OPTIONS 1-4 FOR RANDOM ½ OF RESPONDENTS WITH 5 ALWAYS LAST]**⁴

ASK FORM 1 ONLY [n=3,323]:

b. A black person using the N-word

<u>Total</u>		<u>White</u>	<u>Black</u>	<u>Hispanic</u>	<u>Asian</u>
13	Always acceptable	12	13	17	-
20	Sometimes acceptable	20	21	19	-
15	Rarely acceptable	16	13	12	-
38	Never acceptable	40	38	28	-
14	Not sure	12	13	23	-
1	No answer	*	2	2	-

ASK FORM 1 ONLY [n=3,323]:

c. A white person using the n-word

<u>Total</u>		<u>White</u>	<u>Black</u>	<u>Hispanic</u>	<u>Asian</u>
3	Always acceptable	2	2	5	-
6	Sometimes acceptable	5	5	10	-
13	Rarely acceptable	15	9	10	-
70	Never acceptable	72	71	58	-
8	Not sure	5	11	17	-
1	No answer	1	3	1	-

ASK ALL:

RACESURV53 Here are a few things that some people in the U.S. may have experienced because of their race or ethnicity and others may not have. Please indicate whether or not each has happened to you BECAUSE OF YOUR RACE OR ETHNICITY. **[RANDOMIZE ITEMS, SPLIT OVER TWO SCREENS]**

a. Been unfairly stopped by police

<u>Total</u>		<u>White</u>	<u>Black</u>	<u>Hispanic</u>	<u>Asian</u>
16	Yes, has happened to me	9	44	19	16
83	No, has not happened to me	90	54	79	83
1	No answer	1	3	2	1

b. People acted as if they were suspicious of you

<u>Total</u>		<u>White</u>	<u>Black</u>	<u>Hispanic</u>	<u>Asian</u>
33	Yes, has happened to me	25	65	37	35
65	No, has not happened to me	74	32	61	63
1	No answer	1	2	3	2

⁴ RACESURV47 contains other items that have either been previously released or held for future release.

RACESURV53 CONTINUED ...

c. People acted as if they thought you were not smart

<u>Total</u>		<u>White</u>	<u>Black</u>	<u>Hispanic</u>	<u>Asian</u>
35	Yes, has happened to me	26	60	48	39
64	No, has not happened to me	73	37	50	60
1	No answer	1	3	2	1

d. Been treated unfairly by an employer in hiring, pay or promotion

<u>Total</u>		<u>White</u>	<u>Black</u>	<u>Hispanic</u>	<u>Asian</u>
25	Yes, has happened to me	19	49	26	30
74	No, has not happened to me	80	49	72	69
1	No answer	1	2	2	1

e. Been subject to slurs or jokes

<u>Total</u>		<u>White</u>	<u>Black</u>	<u>Hispanic</u>	<u>Asian</u>
42	Yes, has happened to me	37	52	46	61
57	No, has not happened to me	62	45	52	39
1	No answer	1	2	2	1

f. Feared for your personal safety





<u>Total</u>		<u>White</u>	<u>Black</u>	<u>Hispanic</u>	<u>Asian</u>
37	Yes, has happened to me	38	43	30	33
62	No, has not happened to me	61	54	68	66
1	No answer	1	3	3	1

g. People assumed you are racist or prejudiced

<u>Total</u>		<u>White</u>	<u>Black</u>	<u>Hispanic</u>	<u>Asian</u>
37	Yes, has happened to me	45	25	21	23
61	No, has not happened to me	54	73	77	76
1	No answer	1	2	3	2

ASK IF BLACK OR HISPANIC (F_RACETHNMOD=2,3 OR PPETHM=2,4) [n=3,092]:

RACESURV57 Which of these most closely matches your own skin tone, even if none of them is exactly right? **[DISPLAY VERTICALLY; SHOW RESPONSE OPTIONS IN REVERSE ORDER FOR RANDOM 1/2 OF RESPONDENTS]**

<u>Total</u>		<u>White</u>	<u>Black</u>	<u>Hispanic</u>	<u>Asian</u>
	1 (Lightest)				
22		-	7	33	-
	2				
44		-	28	56	-
	3				
23		-	45	7	-
	4				
5		-	12	*	-

RACESURV57 CONTINUED ...

<u>Total</u>		<u>White</u>	<u>Black</u>	<u>Hispanic</u>	<u>Asian</u>
	5 (Darkest)				
1		-	3	*	-
2	No answer	-	3	1	-

**2019 PEW RESEARCH CENTER SOCIAL & DEMOGRAPHIC TRENDS
RACE PHONE SURVEY JANUARY 2019
FINAL TOPLINE
JANUARY 15 – FEBRUARY 3, 2019
TOTAL N=1,432⁵**

NOTE: ALL NUMBERS ARE PERCENTAGES UNLESS OTHERWISE NOTED. THE PERCENTAGES LESS THAN 0.5% ARE REPLACED BY AN ASTERISK (*). ROWS/COLUMNS MAY NOT TOTAL 100% DUE TO ROUNDING.

THE QUESTIONS PRESENTED BELOW ARE PART OF A LARGER SURVEY. THE OTHER QUESTIONS ON THIS SURVEY HAVE EITHER BEEN PREVIOUSLY RELEASED OR HELD FOR FUTURE RELEASE.

	Sample Size	Margin of error at 95% confidence level
U.S. adults	1,432	+/- 3.2% points
<i>White</i>	670	+/- 4.5% points
<i>Black</i>	269	+/- 7.3% points
<i>Hispanic</i>	370	+/- 6.0% points

ASK ALL:

PEW7 Thinking about when Barack Obama was president, would you say he made progress toward improving race relations, tried but failed to make progress toward improving race relations, did not address race relations, or did he make race relations worse?

	<u>Made progress</u>	<u>Tried but failed to make progress</u>	<u>Did not address</u>	<u>Made worse</u>	<u>Don't know/Refused (VOL.)</u>
<i>All adults</i>					
Jan 15-Feb 3, 2019	37	27	8	25	4
Feb 29-May 8, 2016 ⁶	34	28	8	25	6
<i>White</i>					
Jan 15-Feb 3, 2019	32	26	9	29	4
Feb 29-May 8, 2016	28	24	9	32	6
<i>Black</i>					
Jan 15-Feb 3, 2019	49	30	7	10	3
Feb 29-May 8, 2016	51	34	9	5	2
<i>Hispanic</i>					
Jan 15-Feb 3, 2019	43	31	7	15	4
Feb 29-May 8, 2016	38	36	7	13	5

⁵ In order to analyze subgroups, the survey includes an [oversample](#) of black and Hispanic respondents. The data are weighted to be representative of the U.S. population as a whole.

⁶ This question on the 2016 survey is offered as a trend for comparison only. The question wording was, "Would you say President Obama has made progress toward improving race relations, has tried but failed to make progress toward improving race relations, has not addressed race relations, or has he made race relations worse?"